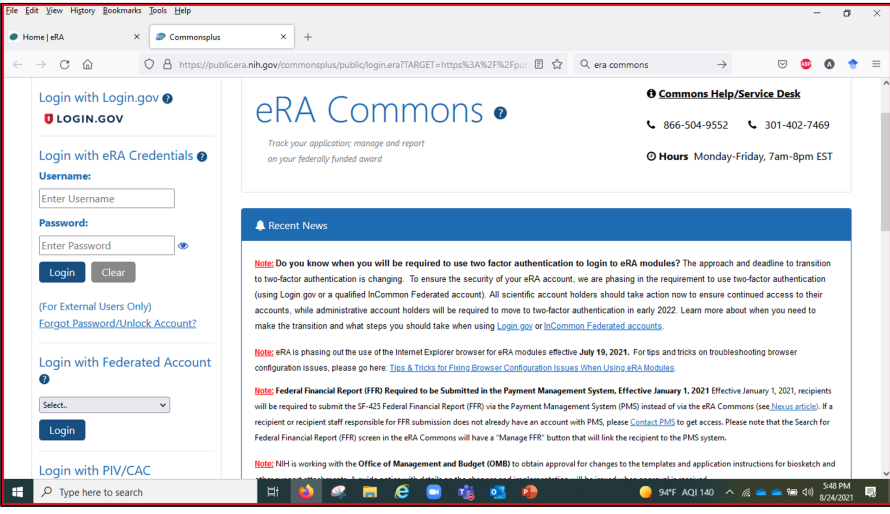
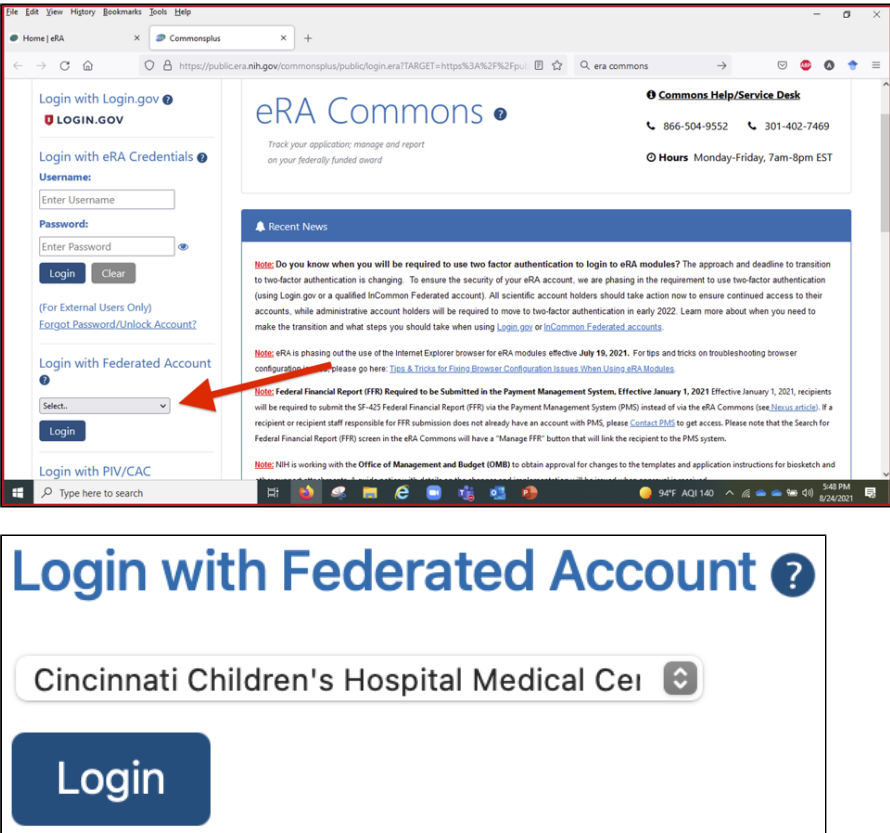



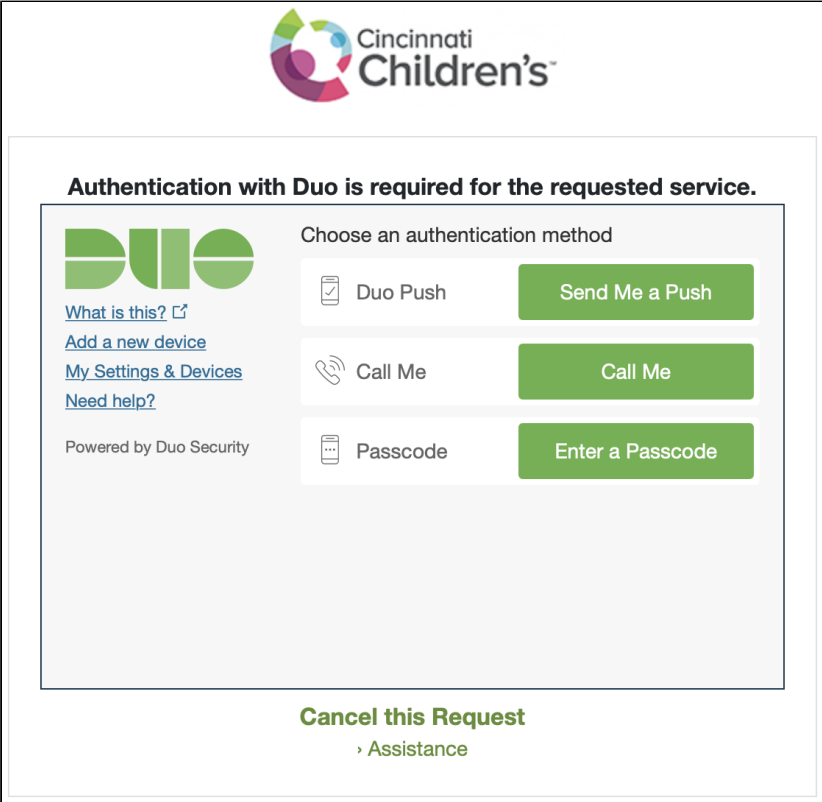
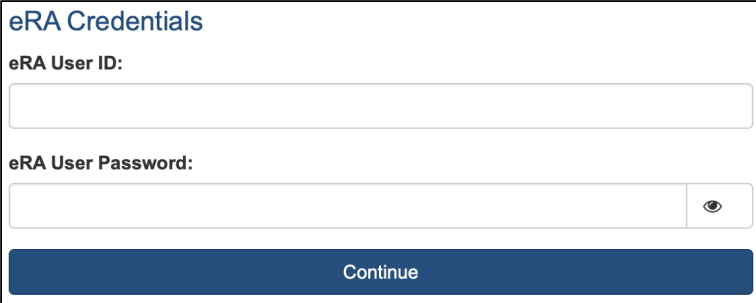
eRA Commons

It is possible to link your [eRA Commons](#) account to your CCHMC login. This allows you to log in to eRA Commons with your CCHMC credentials.

If you already have a [login.gov](#) account, please wait for a couple weeks. If you don't have an account with [login.gov](#), please proceed with the instructions below.

Linking Your Accounts

Step 1	Go to eRA Commons login page at https://public.era.nih.gov/commons/ .	
Step 2	Select Cincinnati Children's Hospital Medical Center from the Login with Federated Account section, then click the Login button.	

<p>Step 3</p>	<p>eRA Commons will redirect you to the CCHMC federated login page. Enter your CCHMC credentials and click the Login button.</p>	
<p>Step 4</p> <p>Effective 15-September-2021</p>	<p>You will then be prompted to complete the Duo authentication step. Choose and complete your authentication method.</p> <p>Note: If you are prompted for Duo authentication, but have not yet completed your Duo setup, you can follow the instructions in our Duo MFA Registration document to get your account ready.</p>	
<p>Step 5</p>	<p>Once authenticated with CCHMC, you will be redirected back to eRA Commons. You may be prompted to provide your eRA credentials so the accounts may be linked. Enter your eRA User ID and eRA User Password in the provided boxes, then click the Continue button to complete the process.</p>	

Step 6

Once the login process is complete and the accounts are linked, you should see a page that looks like this.

